

# Health IT State Summary

Florida

from the Office of the National Coordinator for Health IT (ONC)  
U.S. Department of Health and Human Services (HHS)

State Abbreviation: **FL**  
Last Updated: 2/20/2015

The health information technology (health IT) adoption and utilization data presented below are based upon measures developed and/or reported publicly by the HHS ONC within the [Health IT Dashboard](http://dashboard.healthit.gov), at <http://dashboard.healthit.gov>.



The [Health IT Dashboard](http://dashboard.healthit.gov) presents key information about ONC programs and research data to enable collaborative monitoring of the impact of federal policies, programs, and research activities related to health IT.

Health IT, including the adoption of electronic health records, health information exchange, and other personalized medical devices has the power to transform health care delivery and contribute to improvements in quality and costs. This report montiors health IT measures in the following areas:

- \* Estimates of the Number of Health Care Providers
- \* Office-Based Health Care Provider Adoption of EHRs and Health Information Exchange Capability
- \* Acute-Care Hospital Adoption of EHRs and Health Information Exchange Capability
- \* Electronic Prescribing Capability Among Health Care Providers and Pharmacies
- \* Summary of ONC HITECH Programs and Recovery Act Funding
- \* Community College Consortia to Educate Health IT Professionals Program
- \* Health IT Regional Extension Centers Program
- \* Centers for Medicare & Medicaid Services, Medicare and Medicaid EHR Incentive Programs

Measure Area / Measure Title	Florida	National	Last Updated	Related Materials
------------------------------	---------	----------	--------------	-------------------

## Provider Population Estimates

### Office-based Providers

Total Number of Health Care Providers	45,599	725,406	2013	<a href="#">SK&amp;A</a>
Number of Primary Care Providers	18,496	306,388	2013	<a href="#">SK&amp;A</a>

### Non-federal Acute Care Hospitals

Short Term General	172	3,392	2014	<a href="#">CMS</a>
Urban	163	2,540	2014	<a href="#">CMS</a>
Rural	9	852	2014	<a href="#">CMS</a>
Critical Access	13	1,331	2014	<a href="#">CMS</a>

## Office-Based Provider Adoption & Utilization of Electronic Health Records (EHR)

### Adoption of Basic EHRs among Office-based Providers

[NCHS Data Brief #143](#)

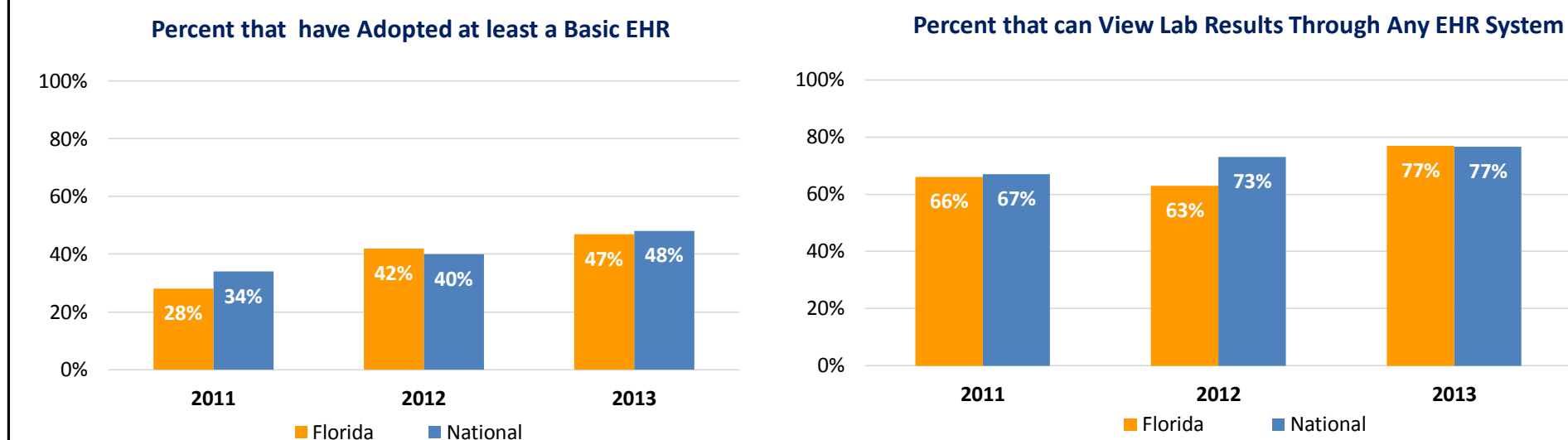
Overall Physician Practices	47%	48%	2013	<a href="#">NAMCS</a>
Primary Care Providers	49%	53%	2013	<a href="#">NAMCS</a>
Rural Providers	100%	46%	2013	<a href="#">NAMCS</a>
Small Practices	45%	41%	2013	<a href="#">NAMCS</a>

### Health Information Exchange: Office-base Physicians

Percent of office-based physicians with capability to send orders for lab tests electronically	53%	53%	2013	<a href="#">NAMCS</a>
Percent of office-based physicians with computerized capability to view lab results	77%	77%	2013	<a href="#">NAMCS</a>
Percent of office-based physicians with EHR/EMR that can automatically graph a specific patient's lab results over time	48%	47%	2013	<a href="#">NAMCS</a>

### Patient Engagement: Office-based Physicians

Percent of office-based physicians with capability to exchange secure messages with patients	53%	49%	2013	<a href="#">NAMCS</a>
Percent of office-based physicians with capability to provide patients with clinical summaries for each visit	70%	68%	2013	<a href="#">NAMCS</a>



# Health IT State Summary

**Florida**

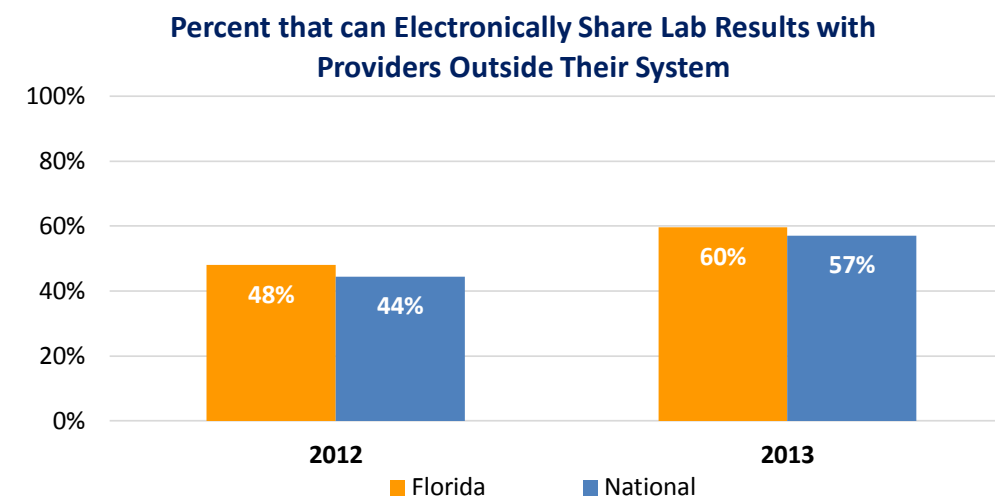
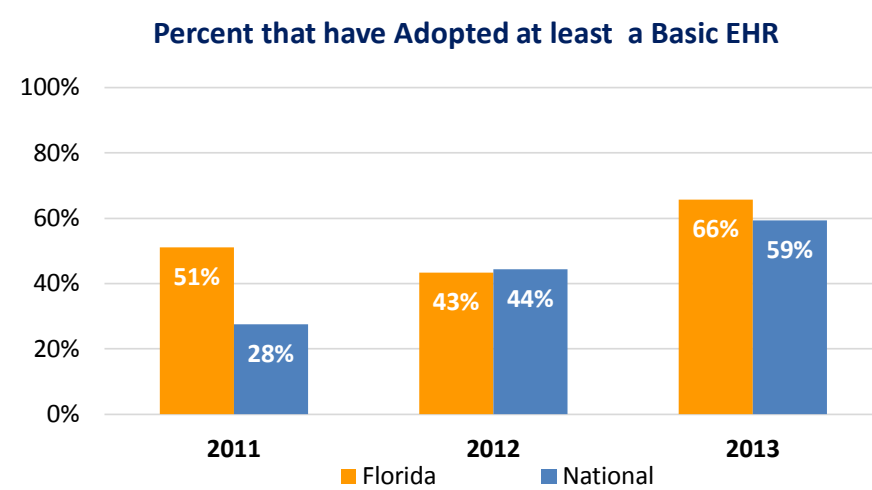
from the Office of the National Coordinator for Health IT (ONC)  
U.S. Department of Health and Human Services (HHS)

State Abbreviation: **FL**  
Last Updated: 2/20/2015

Measure Area / Measure Title	Florida	National	Last Updated	Related Materials
------------------------------	---------	----------	--------------	-------------------

## Non-Federal Acute Care Hospital Adoption & Utilization of Electronic Health Records (EHR)

Adoption of Basic EHRs (at least Basic EHR with Notes)				<a href="#">ONC Data Brief #16</a>
Overall Hospital	66%	59%	2013	<a href="#">AHA</a>
Rural Hospitals	52%	53%	2013	<a href="#">AHA</a>
Small Hospitals	54%	53%	2013	<a href="#">AHA</a>
Health Information Exchange: Capability to Electronically Share Laboratory Results				<a href="#">ONC Data Brief #17</a>
with any Providers Outside their Health System	60%	57%	2013	<a href="#">AHA</a>
with Hospitals Outside their Health System	19%	34%	2013	<a href="#">AHA</a>
with Ambulatory Providers Outside their Health System	56%	52%	2013	<a href="#">AHA</a>
Health Information Exchange: Providing Patients with an E-Copy of their Health Information				
Copy of their EHR within 3 Business Days of the Request	86%	87%	2013	<a href="#">AHA</a>
Copy of their Discharge Instructions Upon Request	86%	79%	2013	<a href="#">AHA</a>
Health Information Exchange: Capability to Exchange Clinical Care Summaries with Outside Providers				
with any Providers Outside Their Health System	51%	42%	2013	<a href="#">AHA</a>
with Hospitals Outside Their Health System	18%	29%	2013	<a href="#">AHA</a>
with Ambulatory Providers Outside Their Health System	50%	37%	2013	<a href="#">AHA</a>



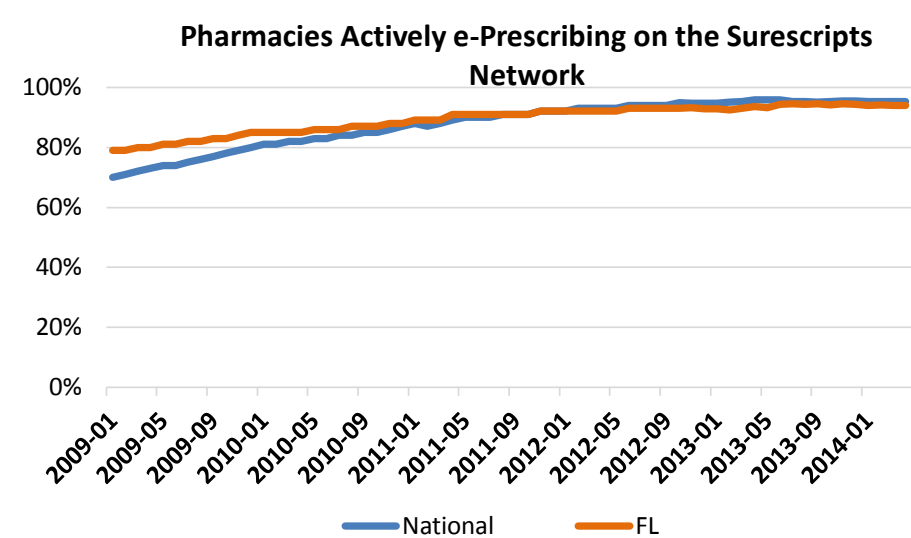
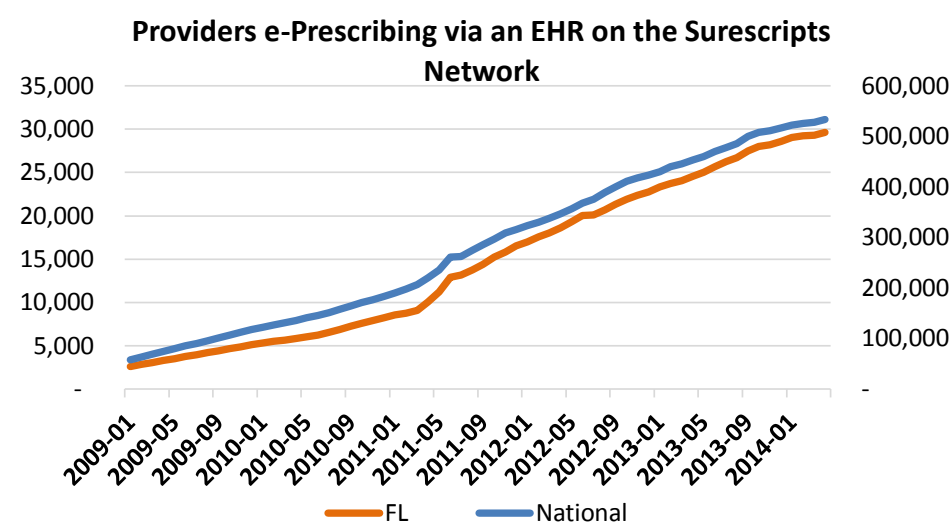
# Health IT State Summary

**Florida**

from the Office of the National Coordinator for Health IT (ONC)  
U.S. Department of Health and Human Services (HHS)

State Abbreviation: **FL**  
Last Updated: 2/20/2015

Measure Area / Measure Title	Florida	National	Last Updated	Related Materials
<b>Community Pharmacies and Provider e-Prescribing on the Surescripts Network</b>				
<b>e-Prescribing Capability and Activity Among Community Pharmacies on the Surescripts Network</b> <a href="#">ONC Data Brief #18</a>				
Percent of retail community pharmacies enabled	95%	96%	2014-04	<a href="#">Surescripts</a>
Percent of retail community pharmacies actively e-Prescribing	94%	95%	2014-04	<a href="#">Surescripts</a>
<b>Providers e-Prescribing on the Surescripts Network by Specialty</b>				
Total	38,063	695,640	2014-04	<a href="#">Surescripts</a>
Primary Care Providers	11,169	218,703	2014-04	<a href="#">Surescripts</a>
Non-Primary Care Providers	21,207	361,981	2014-04	<a href="#">Surescripts</a>
Nurse Practitioners	3,732	73,231	2014-04	<a href="#">Surescripts</a>
Physicians Assistants	1,955	41,725	2014-04	<a href="#">Surescripts</a>
<b>e-Prescribing Methods of Providers on the Surescripts Network</b>				
Prescribing through a Stand Alone System	2,385	40,528	2014-04	<a href="#">Surescripts</a>
Prescribing through an EHR	29,651	533,639	2014-04	<a href="#">Surescripts</a>
<b>Prescribing Methods of Prescribers on the Surescripts Network</b>				
Percent of New and Renewal Prescriptions Processed on the Surescripts Network	50%	57%	2013	<a href="#">Surescripts</a>
<b>Medication Histories Requests and Responses on the Surescripts Network</b>				
Medication History Requests on Surescripts Network	5,769,625	52,048,036	2014-04	<a href="#">Surescripts</a>
Medication History Request Responses on Surescripts Network	4,948,021	44,922,064	2014-04	<a href="#">Surescripts</a>



# Health IT State Summary

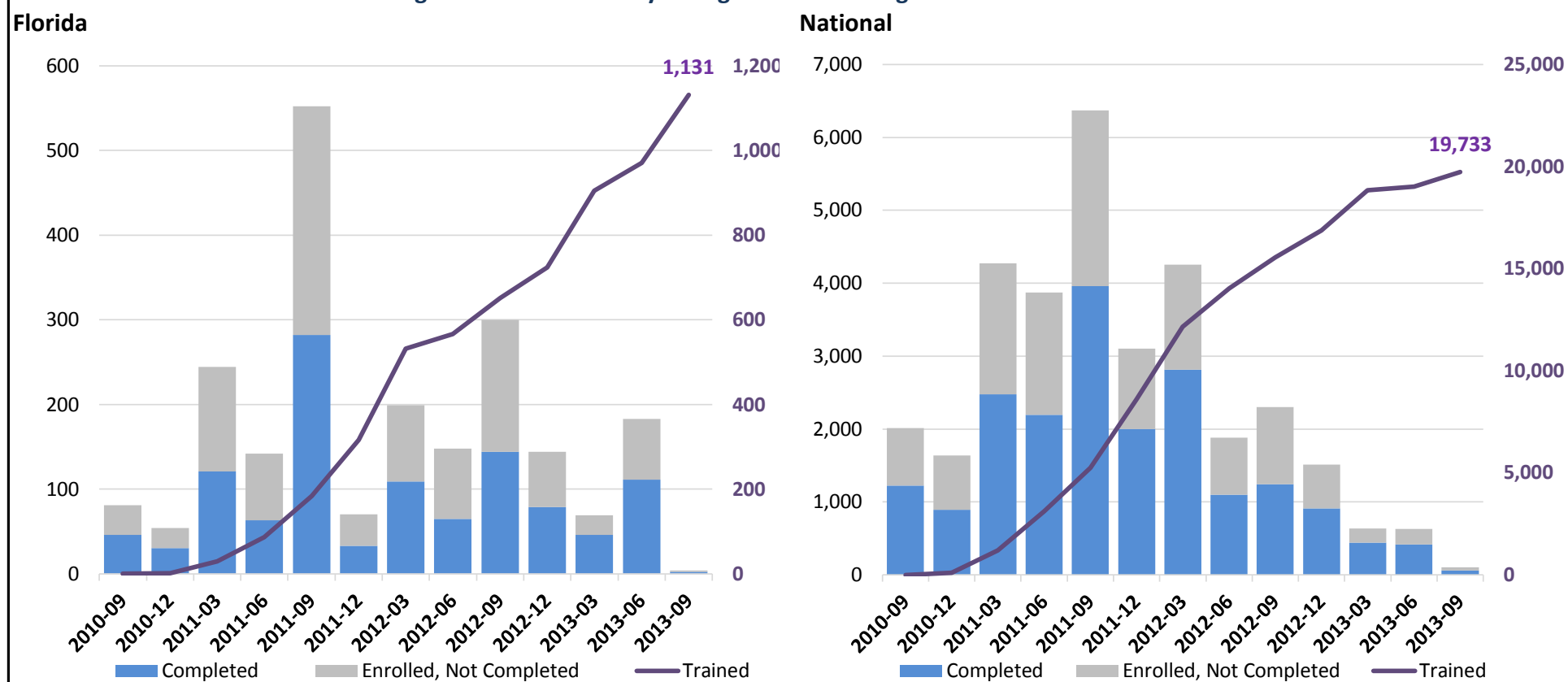
**Florida**

from the Office of the National Coordinator for Health IT (ONC)  
U.S. Department of Health and Human Services (HHS)

State Abbreviation: **FL**  
Last Updated: 2/20/2015

Measure Area / Measure Title	Florida	National	Last Updated	Related Materials
<b>HITECH Programs - ONC Overview</b>				
Number of ONC/HITECH grantees	8	159	2010-06	<a href="#">ONC/HITECH Overall</a>
Planned Obligations to HITECH grantees (dollars in thousands)	\$32,424	\$1,711,129	2010-06	<a href="#">Global Evaluation</a>
<b>HITECH Programs - Workforce Programs</b>				
<b>Community College Consortia (CCC) Program</b>				
Number of Grantees				<a href="#">Workforce</a>
Number of students who completed CCC training	1131	19,733	2013-10	<a href="#">Workforce</a>
Percent of all CCC trained students who are from non-metro areas	4%	12%	2013-10	<a href="#">Workforce</a>
<b>University-Based Training (UBT) Program</b>				
Number of Grantees	0	9	2013-12	<a href="#">Workforce</a>
Number of students who completed UBT training	30	1,703	2013-12	<a href="#">Workforce</a>
Percent of all UBT trained students who are from non-metro areas	3%	5%	2013-12	<a href="#">Workforce</a>
<b>HIT Pro Competency Exams</b>				
Number of exams administered	707	9,524	2013-03	<a href="#">Workforce</a>
Number of exam takers	584	7,646	2013-03	<a href="#">Workforce</a>
<b>HIT Pro Competency Exam Series: Number of Exams Administered</b>				
Clinician/Practitioner Consultant Exam	136	1,431	2013-03	<a href="#">Workforce</a>
Implementation Manager Exam	149	1,685	2013-03	<a href="#">Workforce</a>
Implementation Support Specialist Exam	89	1,749	2013-03	<a href="#">Workforce</a>
Practice Workflow & Information Mgmt Redesign Specialist Exam	177	2,124	2013-03	<a href="#">Workforce</a>
Technical/Software Support Specialist Exam	63	1,245	2013-03	<a href="#">Workforce</a>
Trainer Exam	93	1,290	2013-03	<a href="#">Workforce</a>

## Health IT Professionals Trained through HITECH Community College Consortia Program to Educate Health IT Professionals



# Health IT State Summary

**Florida**

from the Office of the National Coordinator for Health IT (ONC)  
U.S. Department of Health and Human Services (HHS)

State Abbreviation: **FL**  
Last Updated: 2/20/2015

## HITECH Programs - Health IT Regional Extension Centers Program (REC)

### All Providers

Providers Signed Up with REC	9,749	155,334	2014-12	<a href="#">REC</a>
REC Providers Live with an EHR	9,269	142,321	2014-12	<a href="#">REC</a>
REC Providers Demonstrating Meaningful Use	7,024	108,265	2014-12	<a href="#">REC</a>

### Priority Primary Care Providers

[ONC Data Brief #11](#)

Providers Signed Up with REC	8,657	141,078	2014-12	<a href="#">REC</a>
REC Providers Live with an EHR	8,284	131,861	2014-12	<a href="#">REC</a>
REC Providers Demonstrating Meaningful Use	6,405	102,893	2014-12	<a href="#">REC</a>

### Primary Care Providers Enrolled for Assistance in the Regional Extension Centers (REC) Program

8,657 of all STATE Primary Care Providers ENROLLED



141,078 of all NATIONAL Primary Care Providers ENROLLED



373 Enrolled, NOT LIVE on an EHR

6,405 Demonstrating Meaningful Use of an EHR



1,879 LIVE on an EHR

9,217 Enrolled, NOT LIVE on an EHR

102,893 Demonstrating Meaningful Use of an EHR



28,968 LIVE on an EHR

### Priority Providers by Practice Area Type

#### Urban Areas

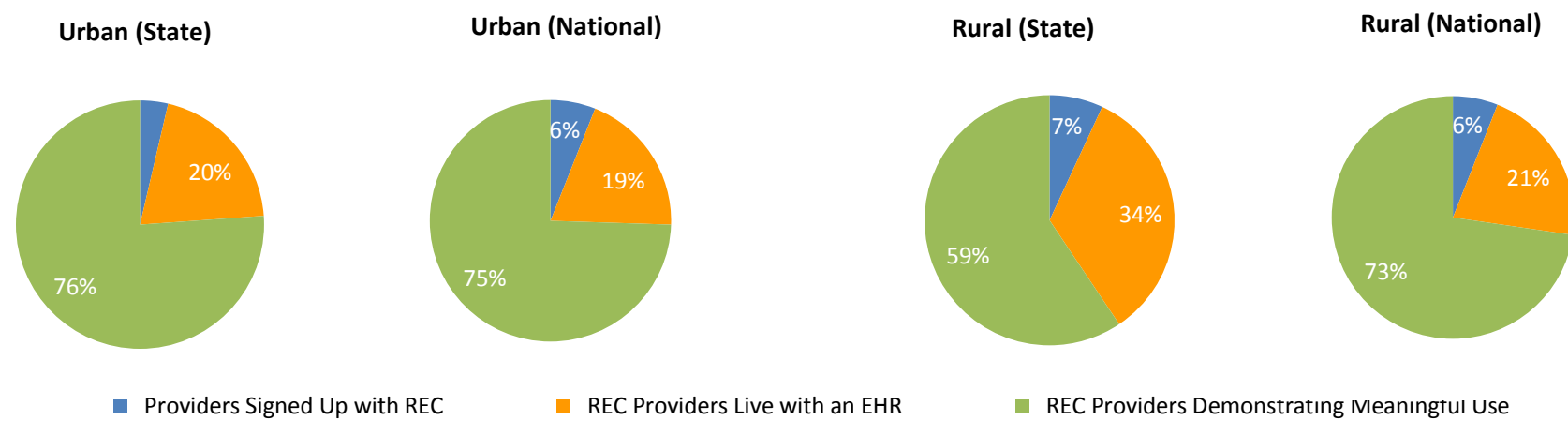
Providers Signed Up with REC	7,584	108,470	2014-12	<a href="#">REC</a>
REC Providers Live with an EHR	7,307	101,916	2014-12	<a href="#">REC</a>
REC Providers Demonstrating Meaningful Use	5,773	80,802	2014-12	<a href="#">REC</a>

#### Rural Areas

[ONC Data Brief #5](#)

Providers Signed Up with REC	202	22,625	2014-12	<a href="#">REC</a>
REC Providers Live with an EHR	188	21,266	2014-12	<a href="#">REC</a>
REC Providers Demonstrating Meaningful Use	120	16,448	2014-12	<a href="#">REC</a>

### Practice Area Type and EHR Implementation Milestone for Providers Signed up with RECs



# Health IT State Summary

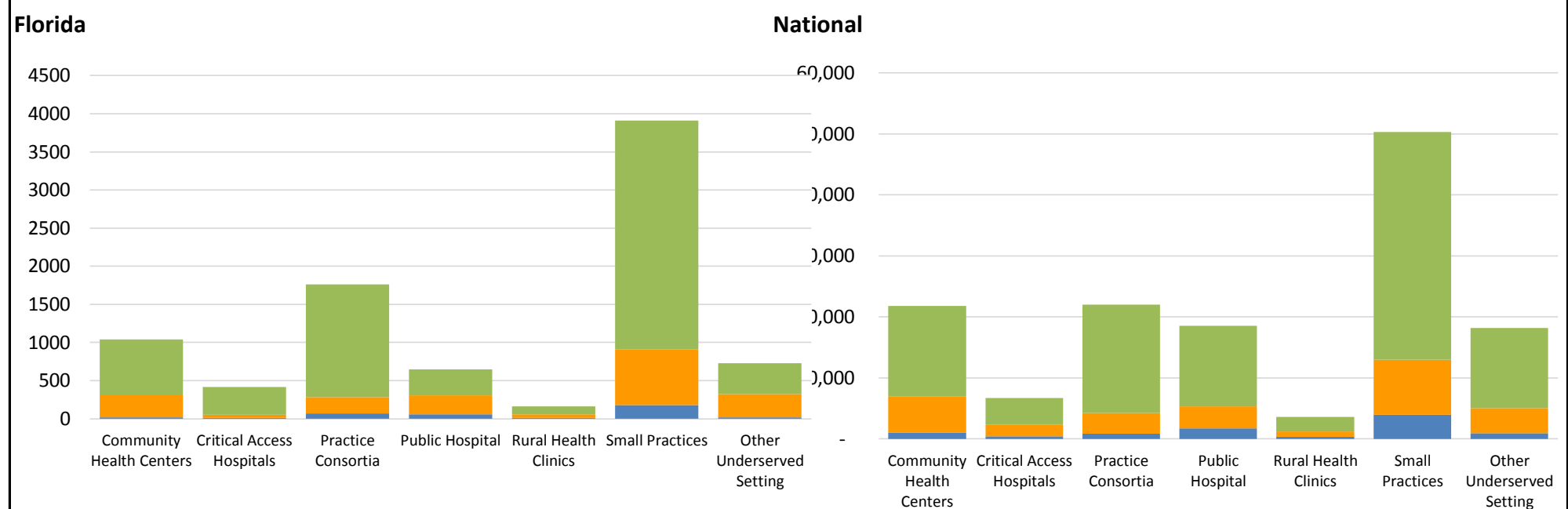
Florida

from the Office of the National Coordinator for Health IT (ONC)  
U.S. Department of Health and Human Services (HHS)

State Abbreviation: **FL**  
Last Updated: 2/20/2015

Measure Area / Measure Title	Florida	National	Last Updated	Related Materials
<b>HITECH Programs - Health IT Regional Extension Centers Program (REC) ... continued</b>				
<b>Priority Providers by Practice Affiliation &amp; REC Milestone</b>				
<b>Community Health Centers</b>				
Providers Signed Up with REC	1,038	21,790	2014-12	<a href="#">REC</a>
REC Providers Live with an EHR	1,020	20,817	2014-12	<a href="#">REC</a>
REC Providers Demonstrating Meaningful Use	719	14,785	2014-12	<a href="#">REC</a>
<b>Critical Access Hospitals</b>				
Providers Signed Up with REC	415	6,690	2014-12	<a href="#">REC</a>
REC Providers Live with an EHR	400	6,294	2014-12	<a href="#">REC</a>
REC Providers Demonstrating Meaningful Use	363	4,381	2014-12	<a href="#">REC</a>
<b>Practice Consortia</b>				
Providers Signed Up with REC	1,760	22,021	2014-12	<a href="#">REC</a>
REC Providers Live with an EHR	1,691	21,140	2014-12	<a href="#">REC</a>
REC Providers Demonstrating Meaningful Use	1,476	17,756	2014-12	<a href="#">REC</a>
<b>Public Hospitals</b>				
Providers Signed Up with REC	647	18,525	2014-12	<a href="#">REC</a>
REC Providers Live with an EHR	589	16,824	2014-12	<a href="#">REC</a>
REC Providers Demonstrating Meaningful Use	340	13,223	2014-12	<a href="#">REC</a>
<b>Rural Health Clinics</b>				
Providers Signed Up with REC	160	3,572	2014-12	<a href="#">REC</a>
REC Providers Live with an EHR	145	3,197	2014-12	<a href="#">REC</a>
REC Providers Demonstrating Meaningful Use	101	2,319	2014-12	<a href="#">REC</a>
<b>Small Practices</b>				
Providers Signed Up with REC	3,909	50,325	2014-12	<a href="#">REC</a>
REC Providers Live with an EHR	3,732	46,355	2014-12	<a href="#">REC</a>
REC Providers Demonstrating Meaningful Use	3,000	37,326	2014-12	<a href="#">REC</a>
<b>Other Underserved Settings</b>				
Providers Signed Up with REC	728	18,155	2014-12	<a href="#">REC</a>
REC Providers Live with an EHR	707	17,234	2014-12	<a href="#">REC</a>
REC Providers Demonstrating Meaningful Use	406	13,103	2014-12	<a href="#">REC</a>

## REC-Assisted Primary Care Providers by EHR Adoption Milestone and Practice Setting





# Health IT State Summary

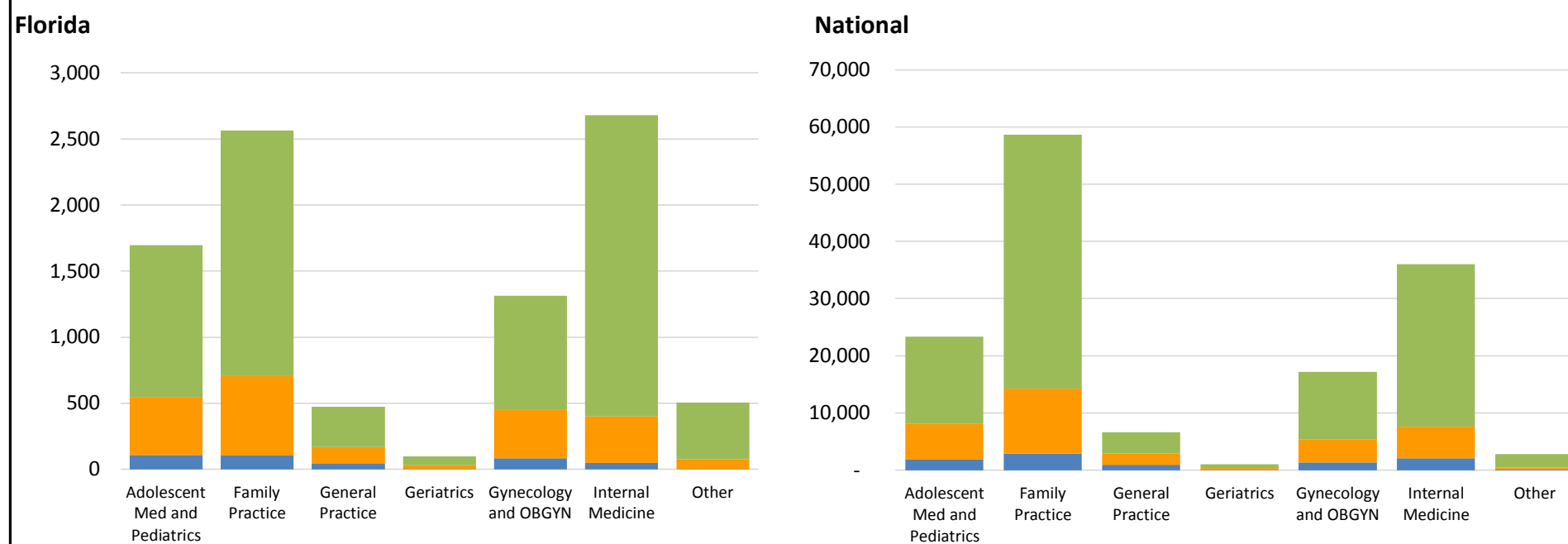
Florida

from the Office of the National Coordinator for Health IT (ONC)  
U.S. Department of Health and Human Services (HHS)

State Abbreviation: **FL**  
Last Updated: 2/20/2015

Measure Area / Measure Title	Florida	National	Last Updated	Related Materials
<b>HITECH Programs - Health IT Regional Extension Centers Program (REC) ... continued</b>				
<b>Priority Providers by Provider Specialty &amp; REC Milestone</b>				
<b>Adolescent Med and/or Pediatrics</b>				
Providers Signed Up with REC	1,696	23,323	2014-12	<a href="#">REC</a>
REC Providers Live with an EHR	1,589	21,379	2014-12	<a href="#">REC</a>
REC Providers Demonstrating Meaningful Use	1,148	15,274	2014-12	<a href="#">REC</a>
<b>Family Practice</b>				
Providers Signed Up with REC	2,565	58,654	2014-12	<a href="#">REC</a>
REC Providers Live with an EHR	2,462	55,722	2014-12	<a href="#">REC</a>
REC Providers Demonstrating Meaningful Use	1,861	44,425	2014-12	<a href="#">REC</a>
<b>General Practice</b>				
Providers Signed Up with REC	472	6,617	2014-12	<a href="#">REC</a>
REC Providers Live with an EHR	431	5,692	2014-12	<a href="#">REC</a>
REC Providers Demonstrating Meaningful Use	306	3,719	2014-12	<a href="#">REC</a>
<b>Geriatrics</b>				
Providers Signed Up with REC	97	1,020	2014-12	<a href="#">REC</a>
REC Providers Live with an EHR	95	952	2014-12	<a href="#">REC</a>
REC Providers Demonstrating Meaningful Use	65	662	2014-12	<a href="#">REC</a>
<b>Gynecology and OBGYN</b>				
Providers Signed Up with REC	1,312	17,142	2014-12	<a href="#">REC</a>
REC Providers Live with an EHR	1,230	15,782	2014-12	<a href="#">REC</a>
REC Providers Demonstrating Meaningful Use	864	11,769	2014-12	<a href="#">REC</a>
<b>Internal Medicine</b>				
Providers Signed Up with REC	2,679	35,989	2014-12	<a href="#">REC</a>
REC Providers Live with an EHR	2,630	33,909	2014-12	<a href="#">REC</a>
REC Providers Demonstrating Meaningful Use	2,278	28,355	2014-12	<a href="#">REC</a>
<b>Other Specialties</b>				
Providers Signed Up with REC	504	2,838	2014-12	<a href="#">REC</a>
REC Providers Live with an EHR	500	2,707	2014-12	<a href="#">REC</a>
REC Providers Demonstrating Meaningful Use	429	2,374	2014-12	<a href="#">REC</a>

**Practice Specialty and EHR Implementation Milestone for Primary Care Providers Signed up with RECs**



# Health IT State Summary

Florida

from the Office of the National Coordinator for Health IT (ONC)  
U.S. Department of Health and Human Services (HHS)

State Abbreviation: **FL**  
Last Updated: 2/20/2015

Measure Area / Measure Title	Florida	National	Last Updated	Related Materials
------------------------------	---------	----------	--------------	-------------------

## HITECH Programs - Centers for Medicare and Medicaid Services EHR Incentive Programs

### Number of Unique Providers Paid

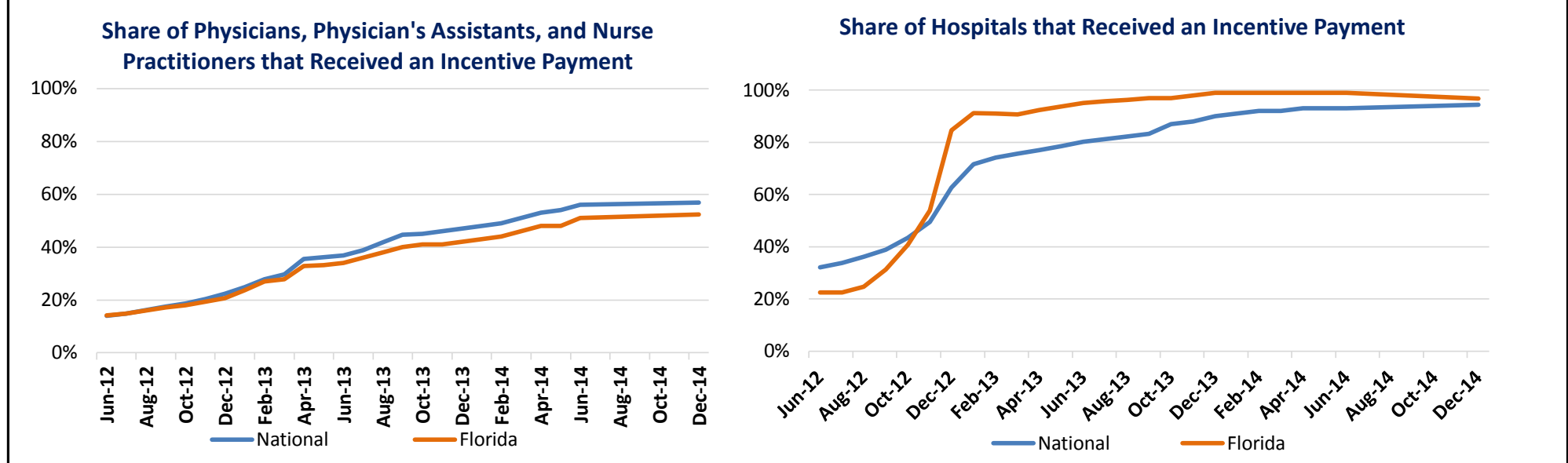
<b>All Eligible Providers<sup>1</sup></b>	24,085	417,657	2014-12	<a href="#">CMS</a>
<b>Eligible Hospitals</b>	184	4,695	2014-12	<a href="#">CMS</a>
Medicare	2	253	2014-12	<a href="#">CMS</a>
Medicaid	5	137	2014-12	<a href="#">CMS</a>
Medicare/Medicaid	177	4,305	2014-12	<a href="#">CMS</a>
<b>Eligible Professionals<sup>1</sup></b>	23,901	412,962	2014-12	<a href="#">CMS</a>
Medicare	17,586	278,338	2014-12	<a href="#">CMS</a>
Medicaid	6,315	134,624	2014-12	<a href="#">CMS</a>

### Payment Amounts

<b>All Eligible Providers<sup>1</sup> (in \$ millions)</b>	\$ 1,716	\$ 27,727	2014-12	<a href="#">CMS</a>
<b>Eligible Hospitals (in \$ millions)</b>	\$ 1,125	\$ 17,412	2014-12	<a href="#">CMS</a>
<i>Payments (per unique paid hospital)</i>	\$ 6,115,651	\$ 3,708,701	2014-12	<a href="#">CMS</a>
<b>Eligible Professionals<sup>1</sup> (in \$ millions)</b>	\$ 590	\$ 10,315	2014-12	<a href="#">CMS</a>
<i>Payments (per unique professional paid)</i>	\$ 24,695	\$ 24,977	2014-12	<a href="#">CMS</a>

### Provider-Group Participation Rate Estimates for the Centers for Medicare and Medicaid Services EHR Incentive Programs

Share of all U.S. physicians, NPs, and PAs who have received a payment <sup>2</sup>	52%	57%	2014-12	<a href="#">ONC</a>
Share of hospitals that received a payment <sup>3</sup>	97%	94%	2014-12	<a href="#">ONC</a>



### Notes:

Additional information about these measures, including descriptions of the data source and calculation assumptions, where applicable, can be downloaded from the Health IT Dashboard, Datasets & Documentation website at <http://www.dashboard.healthit.gov/data>

<sup>1</sup>EHR Incentive Program snapshot data does not include Medicare Advantage Organizations for Eligible Professionals.

<sup>2</sup>Denominator equals the total number of health care professionals (both eligible and ineligible for the EHR Incentive Programs), as listed on Page 1 'Provider Population Estimates'.

<sup>3</sup>Demonator includes only active U.S. short term general, critical access, and children's hospitals.

Contact the ONC Office of Planning, Evaluation, and Analysis with questions about this report | [ONC.request@hhs.gov](mailto:ONC.request@hhs.gov)