

Health IT State Summary

Mississippi

from the Office of the National Coordinator for Health IT (ONC)
U.S. Department of Health and Human Services (HHS)

State Abbreviation: **MS**
Last Updated: 2/20/2015

The health information technology (health IT) adoption and utilization data presented below are based upon measures developed and/or reported publicly by the HHS ONC within the [Health IT Dashboard](http://dashboard.healthit.gov), at <http://dashboard.healthit.gov>.



The [Health IT Dashboard](http://dashboard.healthit.gov) presents key information about ONC programs and research data to enable collaborative monitoring of the impact of federal policies, programs, and research activities related to health IT.

Health IT, including the adoption of electronic health records, health information exchange, and other personalized medical devices has the power to transform health care delivery and contribute to improvements in quality and costs. This report montiors health IT measures in the following areas:

- * Estimates of the Number of Health Care Providers
- * Office-Based Health Care Provider Adoption of EHRs and Health Information Exchange Capability
- * Acute-Care Hospital Adoption of EHRs and Health Information Exchange Capability
- * Electronic Prescribing Capability Among Health Care Providers and Pharmacies
- * Summary of ONC HITECH Programs and Recovery Act Funding
- * Community College Consortia to Educate Health IT Professionals Program
- * Health IT Regional Extension Centers Program
- * Centers for Medicare & Medicaid Services, Medicare and Medicaid EHR Incentive Programs

Measure Area / Measure Title	Mississippi	National	Last Updated	Related Materials
------------------------------	-------------	----------	--------------	-------------------

Provider Population Estimates

Office-based Providers

Total Number of Health Care Providers	5,974	725,406	2013	SK&A
Number of Primary Care Providers	2,887	306,388	2013	SK&A

Non-federal Acute Care Hospitals

Short Term General	66	3,392	2014	CMS
Urban	22	2,540	2014	CMS
Rural	44	852	2014	CMS
Critical Access	32	1,331	2014	CMS

Office-Based Provider Adoption & Utilization of Electronic Health Records (EHR)

Adoption of Basic EHRs among Office-based Providers

[NCHS Data Brief #143](#)

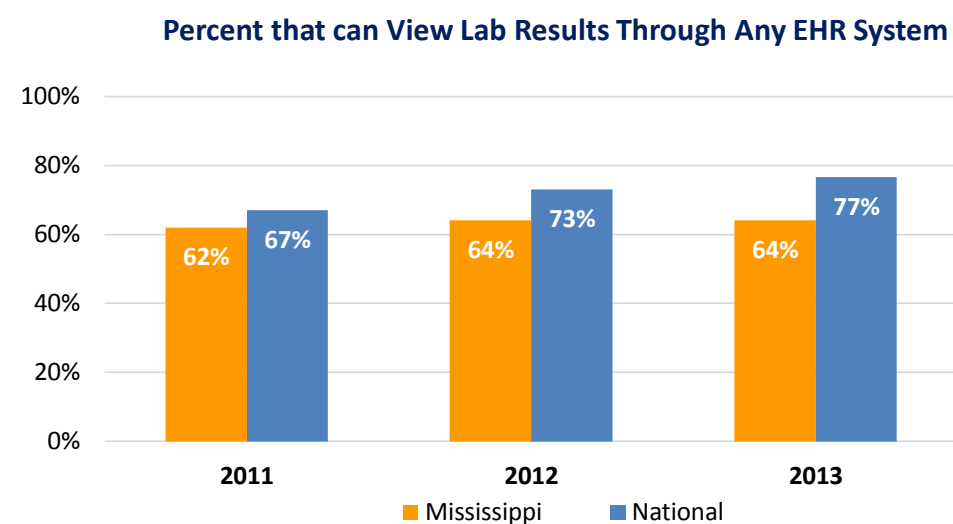
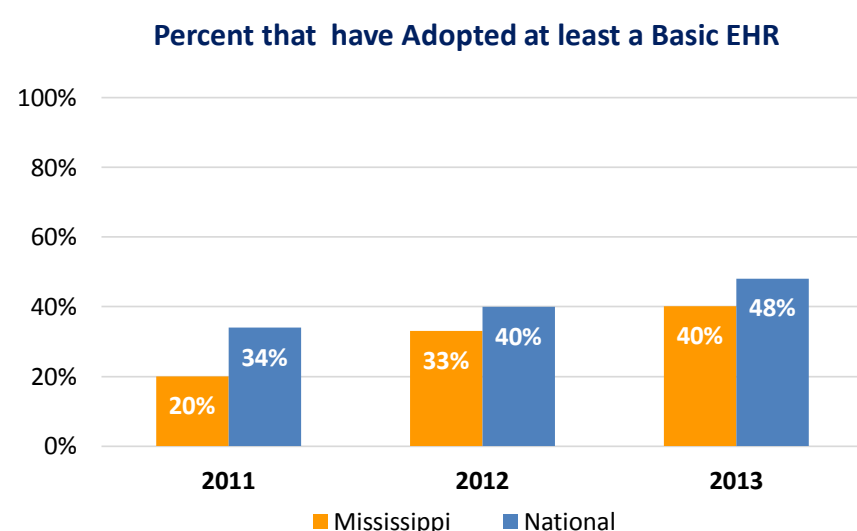
Overall Physician Practices	40%	48%	2013	NAMCS
Primary Care Providers	49%	53%	2013	NAMCS
Rural Providers	29%	46%	2013	NAMCS
Small Practices	35%	41%	2013	NAMCS

Health Information Exchange: Office-based Physicians

Percent of office-based physicians with capability to send orders for lab tests electronically	50%	53%	2013	NAMCS
Percent of office-based physicians with computerized capability to view lab results	64%	77%	2013	NAMCS
Percent of office-based physicians with EHR/EMR that can automatically graph a specific patient's lab results over time	42%	47%	2013	NAMCS

Patient Engagement: Office-based Physicians

Percent of office-based physicians with capability to exchange secure messages with patients	42%	49%	2013	NAMCS
Percent of office-based physicians with capability to provide patients with clinical summaries for each visit	62%	68%	2013	NAMCS



Health IT State Summary

Mississippi

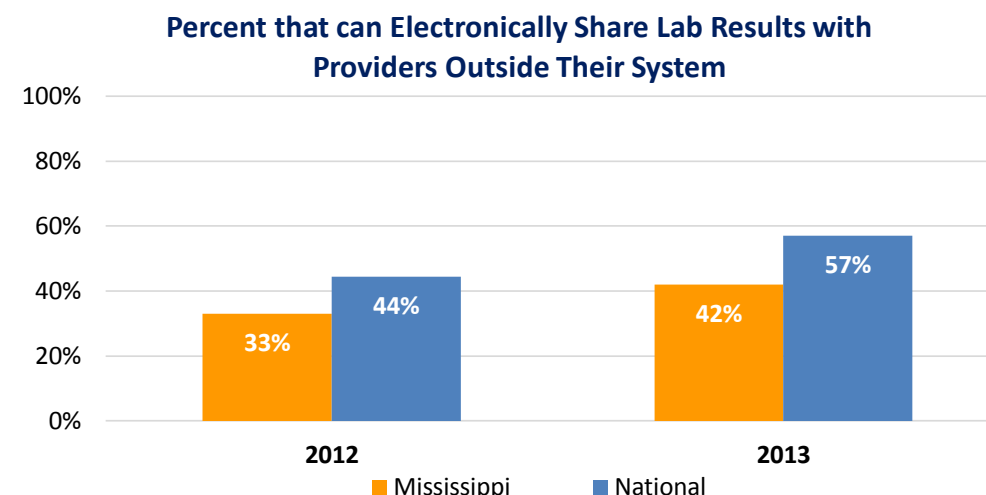
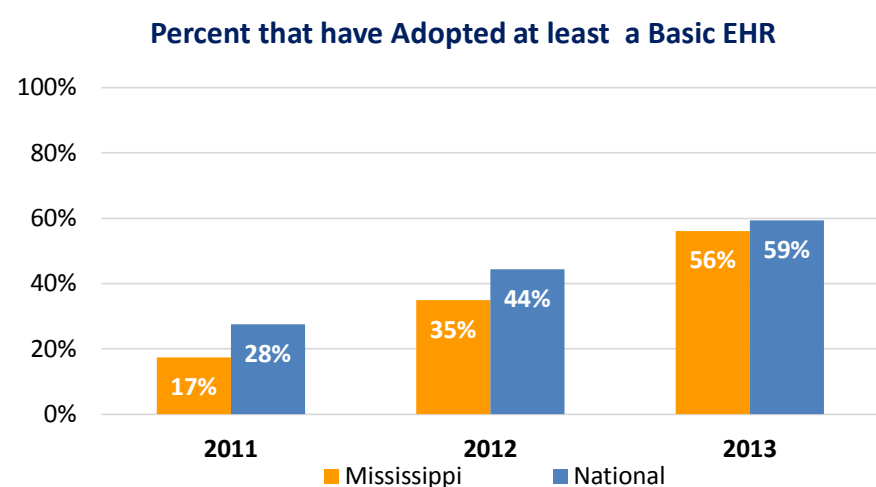
from the Office of the National Coordinator for Health IT (ONC)
U.S. Department of Health and Human Services (HHS)

State Abbreviation: **MS**
Last Updated: 2/20/2015

Measure Area / Measure Title	Mississippi	National	Last Updated	Related Materials
------------------------------	-------------	----------	--------------	-------------------

Non-Federal Acute Care Hospital Adoption & Utilization of Electronic Health Records (EHR)

Adoption of Basic EHRs (at least Basic EHR with Notes)				ONC Data Brief #16
Overall Hospital	56%	59%	2013	AHA
Rural Hospitals	62%	53%	2013	AHA
Small Hospitals	56%	53%	2013	AHA
Health Information Exchange: Capability to Electronically Share Laboratory Results				ONC Data Brief #17
with any Providers Outside their Health System	42%	57%	2013	AHA
with Hospitals Outside their Health System	16%	34%	2013	AHA
with Ambulatory Providers Outside their Health System	39%	52%	2013	AHA
Health Information Exchange: Providing Patients with an E-Copy of their Health Information				
Copy of their EHR within 3 Business Days of the Request	74%	87%	2013	AHA
Copy of their Discharge Instructions Upon Request	74%	79%	2013	AHA
Health Information Exchange: Capability to Exchange Clinical Care Summaries with Outside Providers				
with any Providers Outside Their Health System	38%	42%	2013	AHA
with Hospitals Outside Their Health System	16%	29%	2013	AHA
with Ambulatory Providers Outside Their Health System	38%	37%	2013	AHA



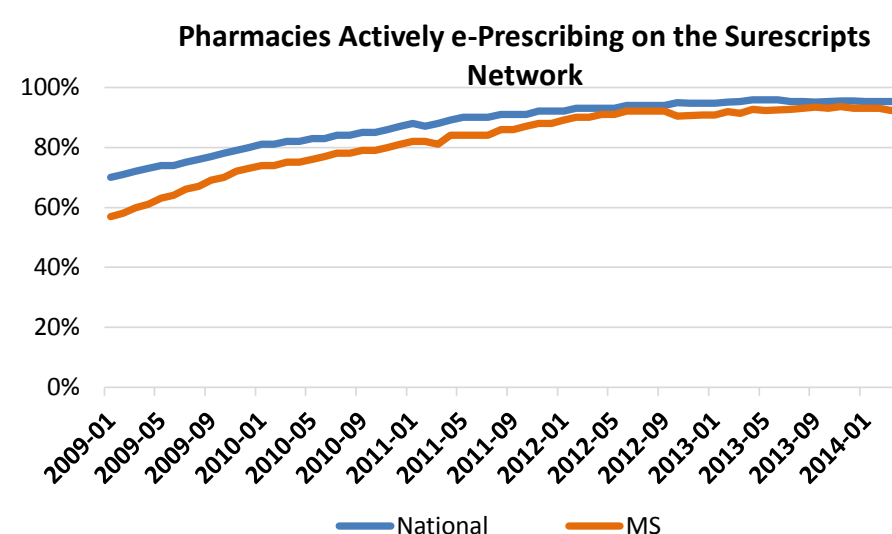
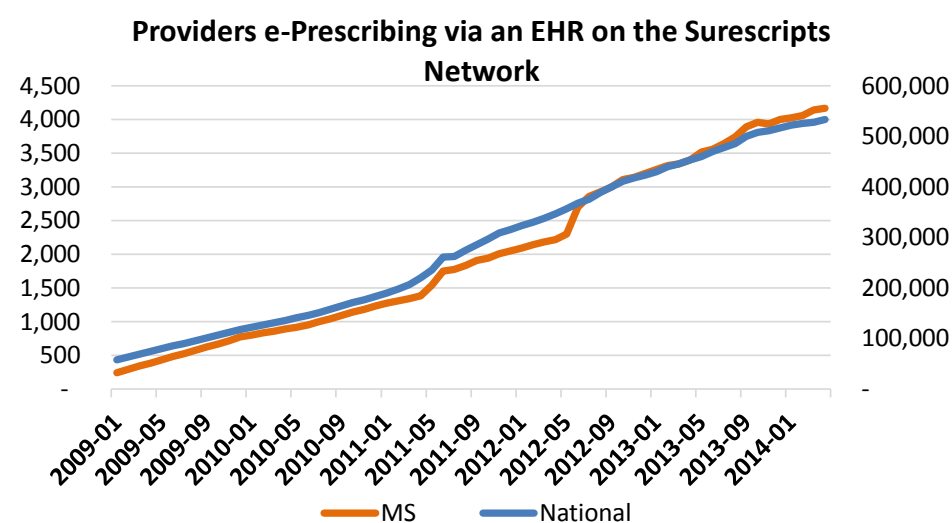
Health IT State Summary

Mississippi

from the Office of the National Coordinator for Health IT (ONC)
U.S. Department of Health and Human Services (HHS)

State Abbreviation: **MS**
Last Updated: 2/20/2015

Measure Area / Measure Title	Mississippi	National	Last Updated	Related Materials
Community Pharmacies and Provider e-Prescribing on the Surescripts Network				
e-Prescribing Capability and Activity Among Community Pharmacies on the Surescripts Network ONC Data Brief #18				
Percent of retail community pharmacies enabled	94%	96%	2014-04	Surescripts
Percent of retail community pharmacies actively e-Prescribing	93%	95%	2014-04	Surescripts
Providers e-Prescribing on the Surescripts Network by Specialty				
Total	5,914	695,640	2014-04	Surescripts
Primary Care Providers	2,108	218,703	2014-04	Surescripts
Non-Primary Care Providers	2,601	361,981	2014-04	Surescripts
Nurse Practitioners	1,157	73,231	2014-04	Surescripts
Physicians Assistants	48	41,725	2014-04	Surescripts
e-Prescribing Methods of Providers on the Surescripts Network				
Prescribing through a Stand Alone System	529	40,528	2014-04	Surescripts
Prescribing through an EHR	4,169	533,639	2014-04	Surescripts
Prescribing Methods of Prescribers on the Surescripts Network				
Percent of New and Renewal Prescriptions Processed on the Surescripts Network	51%	57%	2013	Surescripts
Medication Histories Requests and Responses on the Surescripts Network				
Medication History Requests on Surescripts Network	297,296	52,048,036	2014-04	Surescripts
Medication History Request Responses on Surescripts Network	239,822	44,922,064	2014-04	Surescripts



Health IT State Summary

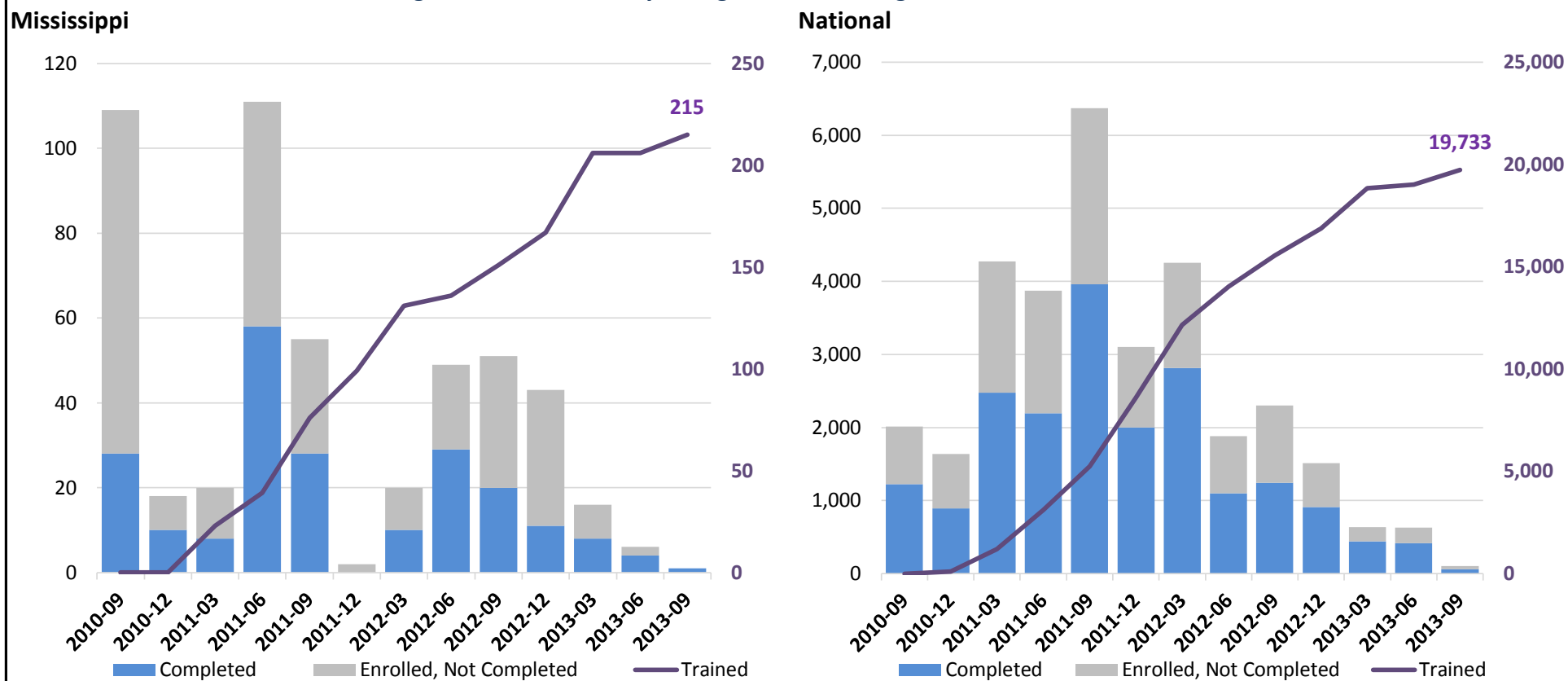
Mississippi

from the Office of the National Coordinator for Health IT (ONC)
U.S. Department of Health and Human Services (HHS)

State Abbreviation: **MS**
Last Updated: 2/20/2015

Measure Area / Measure Title	Mississippi	National	Last Updated	Related Materials
HITECH Programs - ONC Overview				
Number of ONC/HITECH grantees	4	159	2010-06	ONC/HITECH Overall
Planned Obligations to HITECH grantees (dollars in thousands)	\$20,125	\$1,711,129	2010-06	Global Evaluation
HITECH Programs - Workforce Programs				
Final Evaluation Report				
Community College Consortia (CCC) Program				
Number of Grantees				Workforce
Number of students who completed CCC training	215	19,733	2013-10	Workforce
Percent of all CCC trained students who are from non-metro areas	35%	12%	2013-10	Workforce
University-Based Training (UBT) Program				
Number of Grantees	0	9	2013-12	Workforce
Number of students who completed UBT training	1	1,703	2013-12	Workforce
Percent of all UBT trained students who are from non-metro areas	0%	5%	2013-12	Workforce
HIT Pro Competency Exams				
Number of exams administered	190	9,524	2013-03	Workforce
Number of exam takers	160	7,646	2013-03	Workforce
HIT Pro Competency Exam Series: Number of Exams Administered				
Clinician/Practitioner Consultant Exam	19	1,431	2013-03	Workforce
Implementation Manager Exam	43	1,685	2013-03	Workforce
Implementation Support Specialist Exam	8	1,749	2013-03	Workforce
Practice Workflow & Information Mgmt Redesign Specialist Exam	23	2,124	2013-03	Workforce
Technical/Software Support Specialist Exam	44	1,245	2013-03	Workforce
Trainer Exam	53	1,290	2013-03	Workforce

Health IT Professionals Trained through HITECH Community College Consortia Program to Educate Health IT Professionals



Health IT State Summary

Mississippi

from the Office of the National Coordinator for Health IT (ONC)
U.S. Department of Health and Human Services (HHS)

State Abbreviation: **MS**
Last Updated: 2/20/2015

HITECH Programs - Health IT Regional Extension Centers Program (REC)

All Providers

Providers Signed Up with REC	1,308	155,334	2014-12	REC
REC Providers Live with an EHR	1,277	142,321	2014-12	REC
REC Providers Demonstrating Meaningful Use	1,063	108,265	2014-12	REC

Priority Primary Care Providers

[ONC Data Brief #11](#)

Providers Signed Up with REC	1,228	141,078	2014-12	REC
REC Providers Live with an EHR	1,209	131,861	2014-12	REC
REC Providers Demonstrating Meaningful Use	1,026	102,893	2014-12	REC

Primary Care Providers Enrolled for Assistance in the Regional Extension Centers (REC) Program

1,228 of all STATE Primary Care Providers ENROLLED



141,078 of all NATIONAL Primary Care Providers ENROLLED



19 Enrolled, NOT LIVE on an EHR

1,026 Demonstrating Meaningful Use of an EHR



183 LIVE on an EHR

9,217 Enrolled, NOT LIVE on an EHR

102,893 Demonstrating Meaningful Use of an EHR



28,968 LIVE on an EHR

Priority Providers by Practice Area Type

Urban Areas

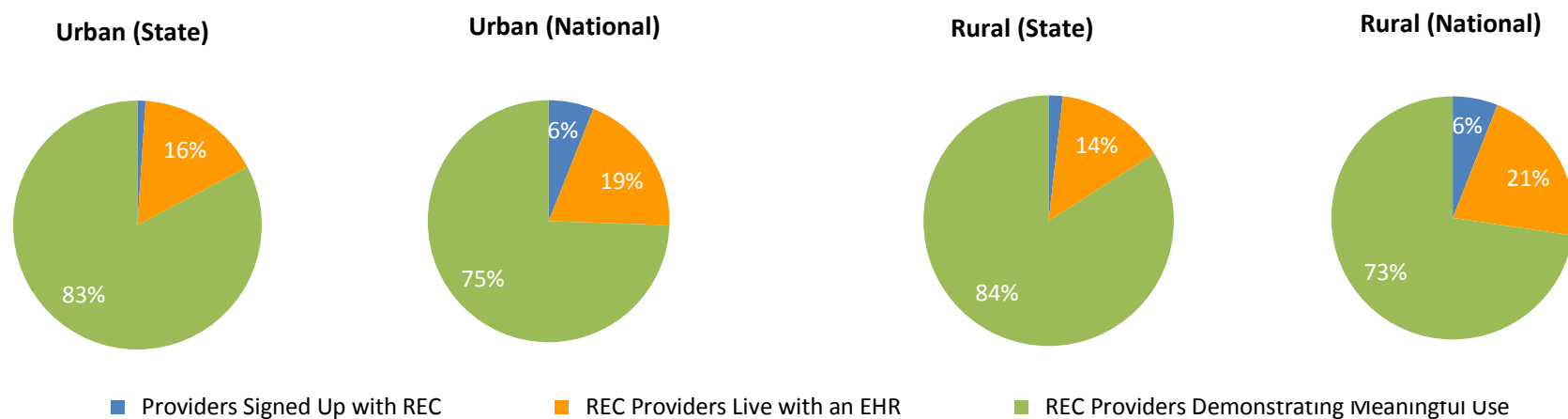
Providers Signed Up with REC	382	108,470	2014-12	REC
REC Providers Live with an EHR	378	101,916	2014-12	REC
REC Providers Demonstrating Meaningful Use	316	80,802	2014-12	REC

Rural Areas

[ONC Data Brief #5](#)

Providers Signed Up with REC	824	22,625	2014-12	REC
REC Providers Live with an EHR	809	21,266	2014-12	REC
REC Providers Demonstrating Meaningful Use	692	16,448	2014-12	REC

Practice Area Type and EHR Implementation Milestone for Providers Signed up with RECs



Health IT State Summary

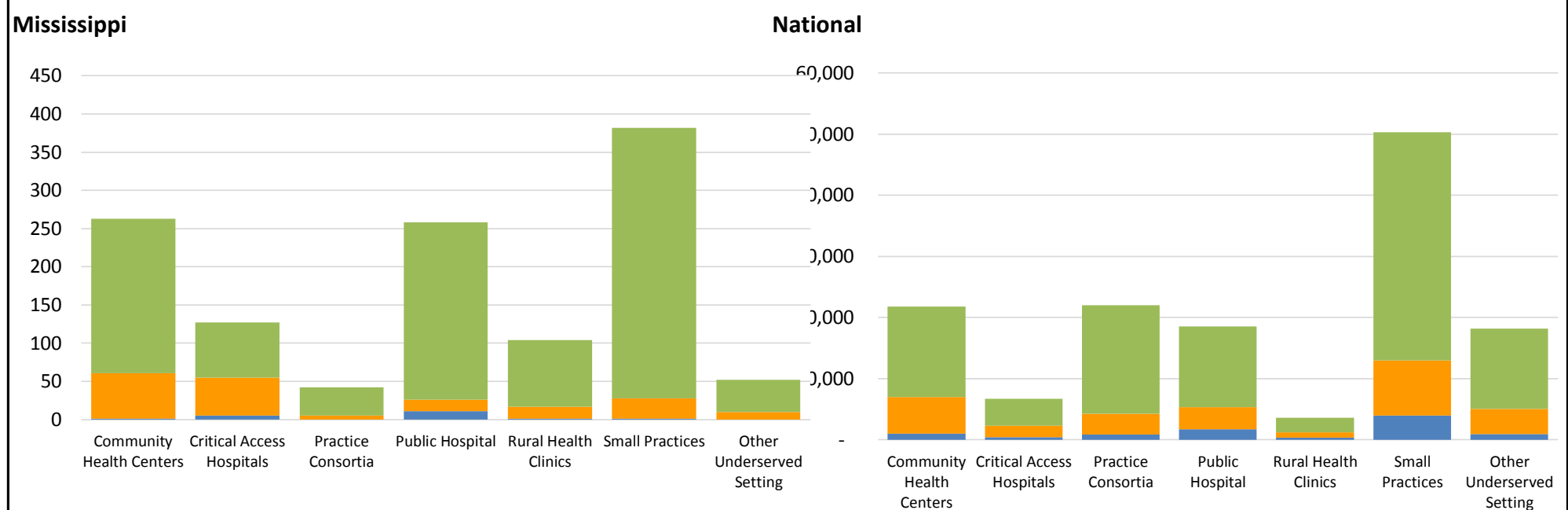
Mississippi

from the Office of the National Coordinator for Health IT (ONC)
U.S. Department of Health and Human Services (HHS)

State Abbreviation: **MS**
Last Updated: 2/20/2015

Measure Area / Measure Title	Mississippi	National	Last Updated	Related Materials
HITECH Programs - Health IT Regional Extension Centers Program (REC) ... continued				
Priority Providers by Practice Affiliation & REC Milestone				
Community Health Centers				
Providers Signed Up with REC	263	21,790	2014-12	REC
REC Providers Live with an EHR	262	20,817	2014-12	REC
REC Providers Demonstrating Meaningful Use	202	14,785	2014-12	REC
Critical Access Hospitals				
Providers Signed Up with REC	127	6,690	2014-12	REC
REC Providers Live with an EHR	122	6,294	2014-12	REC
REC Providers Demonstrating Meaningful Use	72	4,381	2014-12	REC
Practice Consortia				
Providers Signed Up with REC	42	22,021	2014-12	REC
REC Providers Live with an EHR	42	21,140	2014-12	REC
REC Providers Demonstrating Meaningful Use	37	17,756	2014-12	REC
Public Hospitals				
Providers Signed Up with REC	258	18,525	2014-12	REC
REC Providers Live with an EHR	247	16,824	2014-12	REC
REC Providers Demonstrating Meaningful Use	232	13,223	2014-12	REC
Rural Health Clinics				
Providers Signed Up with REC	104	3,572	2014-12	REC
REC Providers Live with an EHR	103	3,197	2014-12	REC
REC Providers Demonstrating Meaningful Use	87	2,319	2014-12	REC
Small Practices				
Providers Signed Up with REC	382	50,325	2014-12	REC
REC Providers Live with an EHR	381	46,355	2014-12	REC
REC Providers Demonstrating Meaningful Use	354	37,326	2014-12	REC
Other Underserved Settings				
Providers Signed Up with REC	52	18,155	2014-12	REC
REC Providers Live with an EHR	52	17,234	2014-12	REC
REC Providers Demonstrating Meaningful Use	42	13,103	2014-12	REC

REC-Assisted Primary Care Providers by EHR Adoption Milestone and Practice Setting



Health IT State Summary

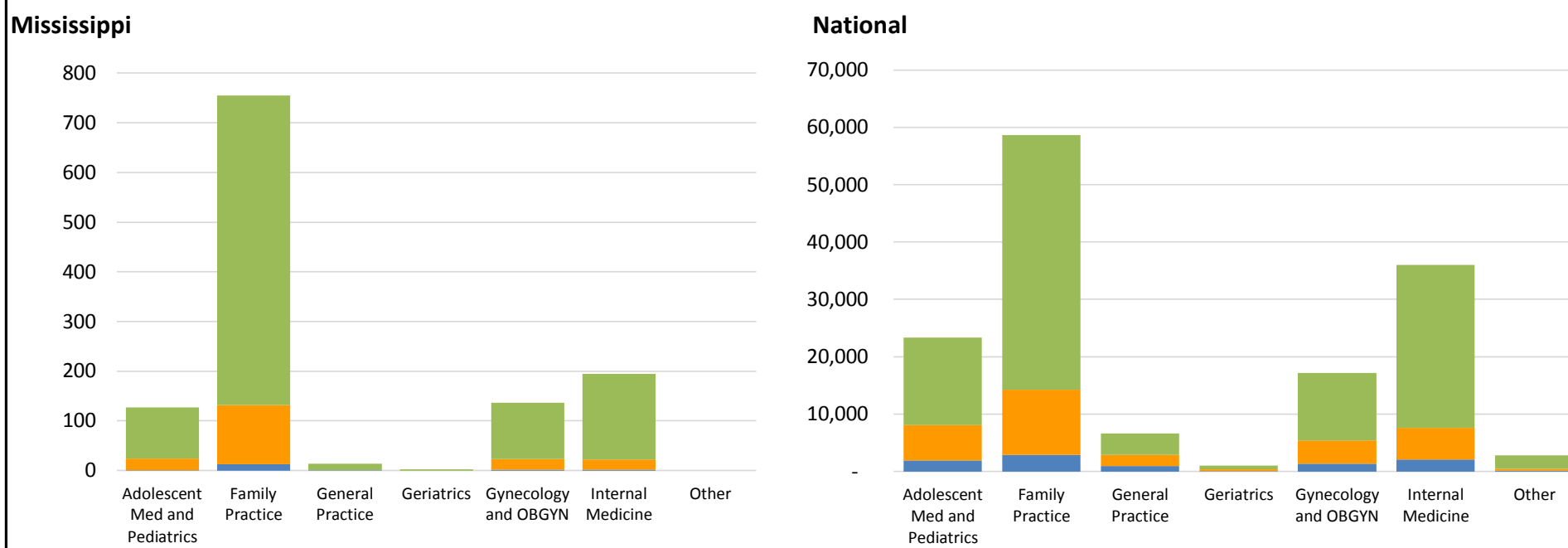
Mississippi

from the Office of the National Coordinator for Health IT (ONC)
U.S. Department of Health and Human Services (HHS)

State Abbreviation: **MS**
Last Updated: 2/20/2015

Measure Area / Measure Title	Mississippi	National	Last Updated	Related Materials
HITECH Programs - Health IT Regional Extension Centers Program (REC) ... continued				
Priority Providers by Provider Specialty & REC Milestone				
Adolescent Med and/or Pediatrics				
Providers Signed Up with REC	127	23,323	2014-12	REC
REC Providers Live with an EHR	126	21,379	2014-12	REC
REC Providers Demonstrating Meaningful Use	103	15,274	2014-12	REC
Family Practice				
Providers Signed Up with REC	755	58,654	2014-12	REC
REC Providers Live with an EHR	742	55,722	2014-12	REC
REC Providers Demonstrating Meaningful Use	623	44,425	2014-12	REC
General Practice				
Providers Signed Up with REC	14	6,617	2014-12	REC
REC Providers Live with an EHR	13	5,692	2014-12	REC
REC Providers Demonstrating Meaningful Use	13	3,719	2014-12	REC
Geriatrics				
Providers Signed Up with REC	3	1,020	2014-12	REC
REC Providers Live with an EHR	3	952	2014-12	REC
REC Providers Demonstrating Meaningful Use	3	662	2014-12	REC
Gynecology and OBGYN				
Providers Signed Up with REC	137	17,142	2014-12	REC
REC Providers Live with an EHR	135	15,782	2014-12	REC
REC Providers Demonstrating Meaningful Use	114	11,769	2014-12	REC
Internal Medicine				
Providers Signed Up with REC	195	35,989	2014-12	REC
REC Providers Live with an EHR	193	33,909	2014-12	REC
REC Providers Demonstrating Meaningful Use	173	28,355	2014-12	REC
Other Specialties				
Providers Signed Up with REC	0	2,838	2014-12	REC
REC Providers Live with an EHR	0	2,707	2014-12	REC
REC Providers Demonstrating Meaningful Use	0	2,374	2014-12	REC

Practice Specialty and EHR Implementation Milestone for Primary Care Providers Signed up with RECs



Health IT State Summary

Mississippi

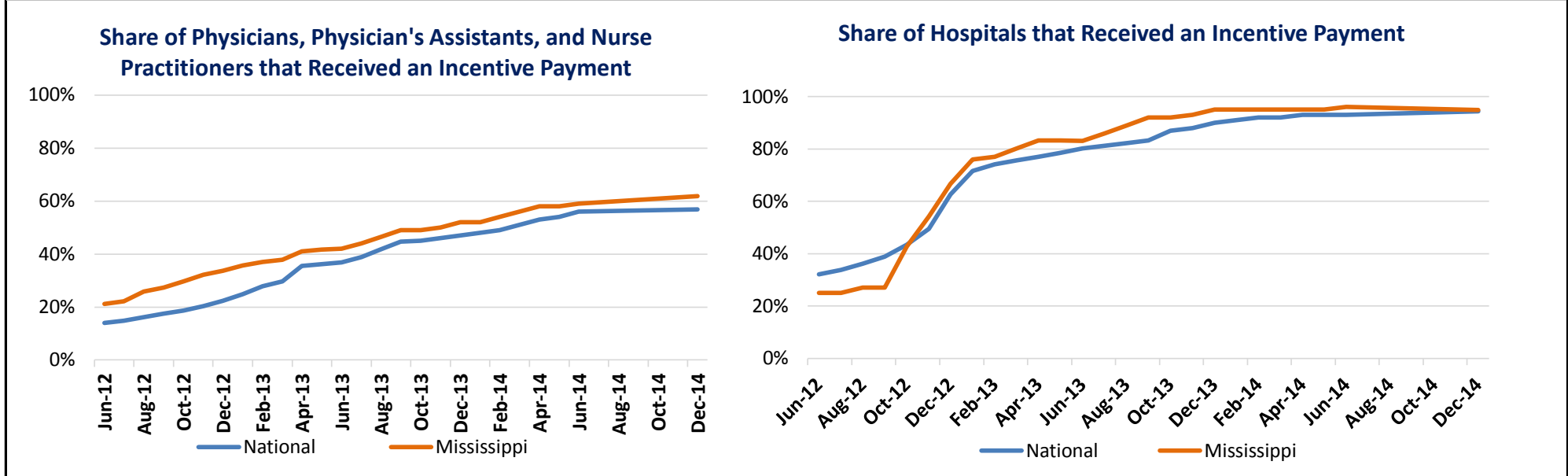
from the Office of the National Coordinator for Health IT (ONC)
U.S. Department of Health and Human Services (HHS)

State Abbreviation: **MS**
Last Updated: 2/20/2015

Measure Area / Measure Title	Mississippi	National	Last Updated	Related Materials
------------------------------	-------------	----------	--------------	-------------------

HITECH Programs - Centers for Medicare and Medicaid Services EHR Incentive Programs

Number of Unique Providers Paid				
All Eligible Providers¹	3,795	417,657	2014-12	CMS
Eligible Hospitals	95	4,695	2014-12	CMS
Medicare	0	253	2014-12	CMS
Medicaid	2	137	2014-12	CMS
Medicare/Medicaid	93	4,305	2014-12	CMS
Eligible Professionals¹	3,700	412,962	2014-12	CMS
Medicare	1,638	278,338	2014-12	CMS
Medicaid	2,062	134,624	2014-12	CMS
Payment Amounts				
All Eligible Providers¹ (in \$ millions)	\$ 403	\$ 27,727	2014-12	CMS
Eligible Hospitals (in \$ millions)	\$ 306	\$ 17,412	2014-12	CMS
<i>Payments (per unique paid hospital)</i>	\$ 3,220,248	\$ 3,708,701	2014-12	CMS
Eligible Professionals¹ (in \$ millions)	\$ 97	\$ 10,315	2014-12	CMS
<i>Payments (per unique professional paid)</i>	\$ 26,281	\$ 24,977	2014-12	CMS
Provider-Group Participation Rate Estimates for the Centers for Medicare and Medicaid Services EHR Incentive Programs				
Share of all U.S. physicians, NPs, and PAs who have received a payment ²	62%	57%	2014-12	ONC
Share of hospitals that received a payment ³	95%	94%	2014-12	ONC



Notes:
Additional information about these measures, including descriptions of the data source and calculation assumptions, where applicable, can be downloaded from the Health IT Dashboard, Datasets & Documentation website at <http://www.dashboard.healthit.gov/data>

¹EHR Incentive Program snapshot data does not include Medicare Advantage Organizations for Eligible Professionals.
²Denominator equals the total number of health care professionals (both eligible and ineligible for the EHR Incentive Programs), as listed on Page 1 'Provider Population Estimates'.
³Demonator includes only active U.S. short term general, critical access, and children's hospitals.

Contact the ONC Office of Planning, Evaluation, and Analysis with questions about this report | ONC.request@hhs.gov